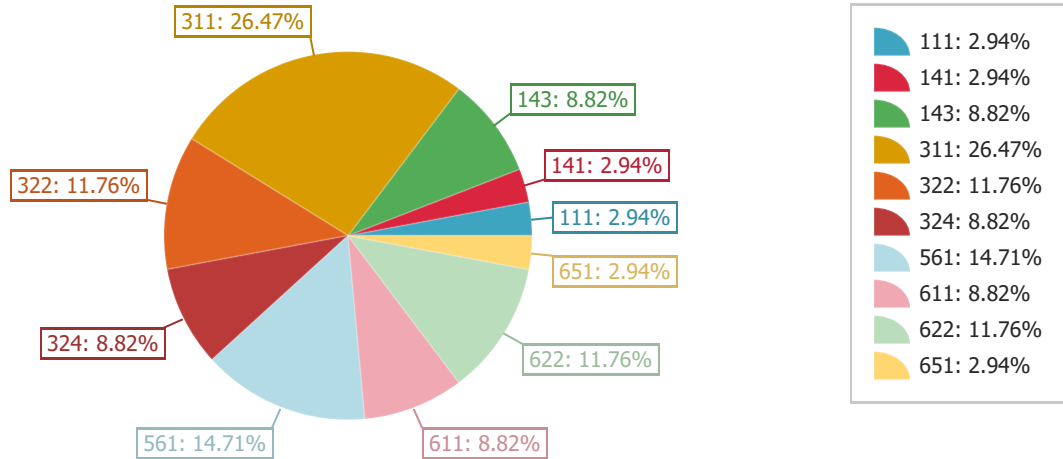




## MINEOLA FIRE DEPARTMENT INCIDENT RESPONSE REPORT

### Incident Reports By Incident Type, Summary



Incident Type	Total Incidents	Percent
111 - Building fire	1	2.94%
141 - Forest, woods or wildland fire	1	2.94%
143 - Grass fire	3	8.82%
311 - Medical assist, assist EMS crew	9	26.47%
322 - Motor vehicle accident with injuries	4	11.76%
324 - Motor vehicle accident with no injuries.	3	8.82%
561 - Unauthorized burning	5	14.71%
611 - Dispatched & canceled en route	3	8.82%
622 - No incident found on arrival at dispatch address	4	11.76%
651 - Smoke scare, odor of smoke	1	2.94%

**Total Number of Incidents: 34**

**Total Number of Incident Types: 10**

**Incident Type**

**Total Incidents**

**Percent**

**Report Filter Settings**

**Report File Name:** Incident Reports by Incident Type, Summary

**Filter Name:** Last Calendar Month

**Filter Expression:** [AlarmDateTime] is between '9/1/2023 00:00' and '9/30/2023 23:59'

## Mineola Police Department

### Monthly Statistical Summary

#### September 2023

<b>Patrol Division</b>	
Number of Officers	14
9-1-1 Calls	198
Total Calls Answered	853
Total Arrests	17
Total Public/Motor Assists	54
Assist other Agency Calls	23
Traffic Stops	517
Total Traffic Citations	227
Total Traffic Warnings	432
Accident Reports	7
Building Checks	137
Preserve Check	71
HouseWatch/DirectivePatrol	113

<b>Animal Control Division</b>		
Total Number of Officers	2	
	Dogs	Cats
Incoming Stray	7	10
Total Owner Surrendered	6	0
Total Owner Redeemed	4	0
Total Adopted	10	13
Total Rescued	2	0
Quarantine	0	1
Euthanized	1	1
OTHER ANIMALS	16	
Number of Calls Answered	<b>116</b>	
Warnings	2	
Citations	11	
Cases	1	

<b>Community Service Units</b>	
Total Training & Presentations	1
Total Meetings Attended	2
Community Events	0
Other	2

<b>Criminal Investigations Division</b>	
Total Cases Received	17
Cases Cleared (exception, unfounded)	9
Cases made Inactive	16
Cases Resulting in Citation	0
Cases Resulting in Warrants/Arrests	3
Total Disposed	25
Property Value Recovered	\$120

<b>Administration</b>	
Complaints Investigated	0
Open Records Requests	17
Accident Report Request	6
Subject Checks -Other Depts	4

<b>Reserve Officer Division</b>	
Total Number of Officers	0
Total Hours Worked	0

CITY OF MINEOLA  
Average & Total Using Reading History Report

Service Code	Route Number	Resident Count	Address Count	Number of Units	Average Consumption	Total Consumption	Total Demand Consumption
WT	1	321	316	316	5,140	1,650,000	0
	2	289	285	285	4,610	1,336,100	0
	3	194	194	194	7,260	1,410,000	0
	4	349	345	345	6,168	2,152,500	0
	5	372	370	393	12,590	4,750,900	0
	6	428	422	530	7,689	3,290,800	0
	7	204	202	202	3,654	748,400	0
	8	176	174	174	9,709	1,915,600	0
	9	72	72	72	4,555	330,100	0
	10	176	174	182	3,832	678,000	0
	11	62	62	62	2,918	180,900	0
	50	245	243	243	10,480	2,567,700	0
Service WT Totals:		2,888	2,859	2,998	7,175	21,011,000	0
Grand Totals		2,888	2,859	2,998	7,175	21,011,000	0

\*\*\* End of Report \*\*\*



18-Oct-23

To: Mayor Lankford and City Council

Mercy Rushing

From: Lisa Morrison, Court Clerk

RE: 2023 Court Statistics –September 2023

Citations – New	290	517 violators stopped
Citations – New – Code Enf	0	
Citations & Verbal – Warnings	432	
OMNI Transmissions	49	
Dismissals/Comp Fees	64	
Community Service	0	
Time Served	0	
Arrests	1	
Paid in Full – Closed	65	
		<b>REVENUE COLLECTED</b>
City Fines		\$15,120.90
City Cost		\$1,324.93
Collection Fees		\$184.80
State Cost		\$9,411.26
Tech Fund		\$424.12
Building Fund		\$513.74
<b>Total Amount Collected</b>		<b>\$26,979.75</b>

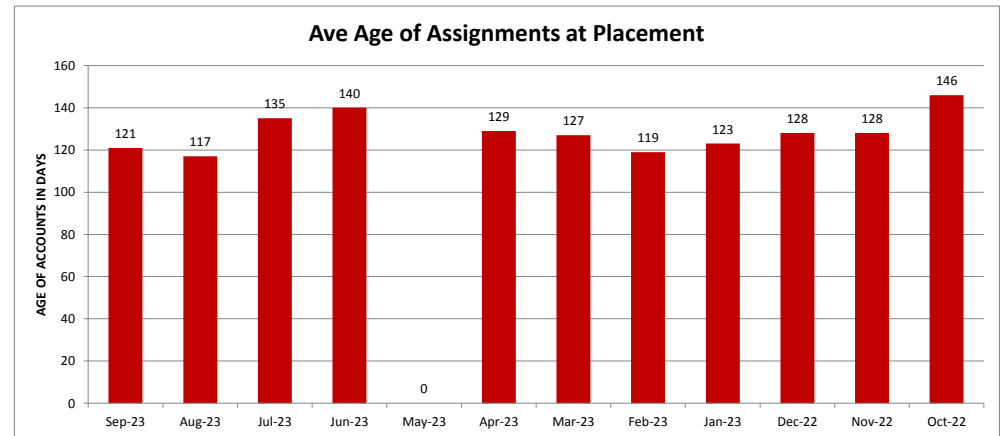
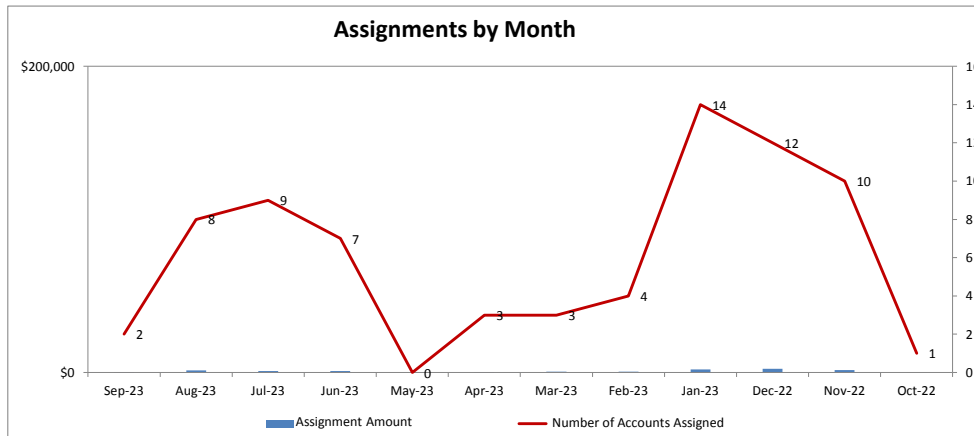
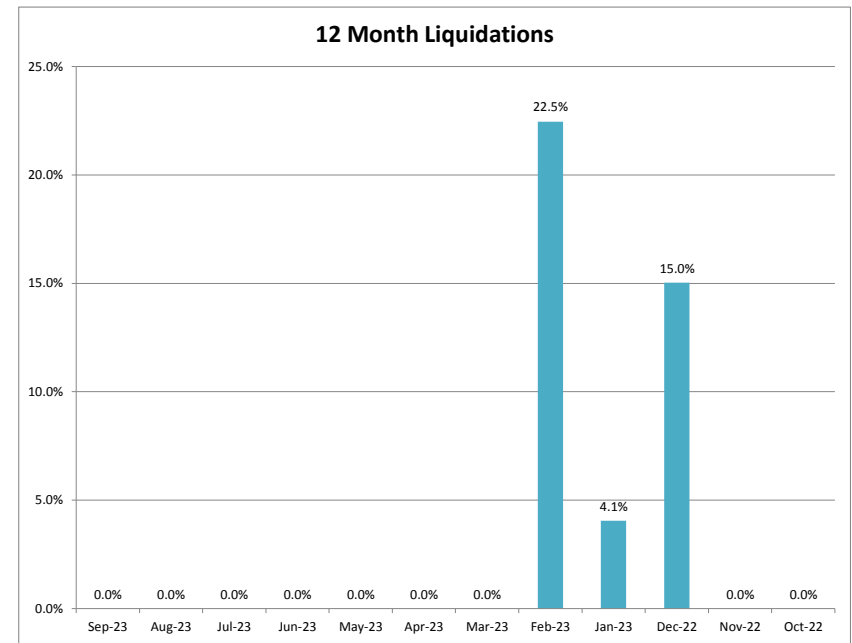
\* Proof of evidence of dismissal – insurance; driver’s license; registration; inspection; community service; AA course completed; defensive driving completed; time served.

# MINEOLA UTILITIES - 037324-2

Date: September 29, 2023



Client Monthly History Analysis										
Month	Accounts Assigned	Assigned Amount	Assign Average Bal	Current Collected	Collected ToDate	Liquidity	Accounts Cancelled	Cancelled Amount	Number PIF	Ave Age
Sep-23	2	\$250.71	\$125.36	\$0.00	\$0.00	0.0%	0	\$0.00	0	121
Aug-23	8	\$1,435.53	\$179.44	\$0.00	\$0.00	0.0%	0	\$0.00	0	117
Jul-23	9	\$1,052.34	\$116.93	\$0.00	\$0.00	0.0%	0	\$0.00	0	135
Jun-23	7	\$924.73	\$132.10	\$0.00	\$0.00	0.0%	0	\$0.00	0	140
May-23	0	\$0.00	\$0.00	\$0.00	\$0.00	0.0%	0	\$0.00	0	0
Apr-23	3	\$354.63	\$118.21	\$0.00	\$0.00	0.0%	0	\$0.00	0	129
Mar-23	3	\$636.85	\$212.28	\$0.00	\$0.00	0.0%	0	\$0.00	0	127
Feb-23	4	\$459.98	\$115.00	\$0.00	\$103.30	22.5%	0	\$0.00	1	119
Jan-23	14	\$2,098.35	\$149.88	\$0.00	\$84.94	4.1%	0	\$0.00	1	123
Dec-22	12	\$2,442.38	\$203.53	\$0.00	\$367.10	15.0%	0	\$0.00	1	128
Nov-22	10	\$1,507.19	\$150.72	\$0.00	\$0.00	0.0%	0	\$0.00	0	128
Oct-22	1	\$82.47	\$82.47	\$0.00	\$0.00	0.0%	0	\$0.00	0	146
Sep-22	6	\$862.77	\$143.79	\$0.00	\$0.00	0.0%	0	\$0.00	0	134
Aug-22	3	\$205.17	\$68.39	\$0.00	\$0.00	0.0%	0	\$0.00	0	138
Jul-22	6	\$851.91	\$141.99	\$0.00	\$270.01	31.7%	0	\$0.00	1	122
Jun-22	9	\$1,767.16	\$196.35	\$0.00	\$283.43	16.0%	0	\$0.00	2	135
May-22	0	\$0.00	\$0.00	\$0.00	\$0.00	0.0%	0	\$0.00	0	0
Apr-22	4	\$623.52	\$155.88	\$0.00	\$0.00	0.0%	0	\$0.00	0	132
Mar-22	4	\$1,416.20	\$354.05	\$0.00	\$0.00	0.0%	0	\$0.00	0	131
Feb-22	10	\$1,906.92	\$190.69	\$0.00	\$0.00	0.0%	0	\$0.00	0	123
Jan-22	5	\$1,085.52	\$217.10	\$0.00	\$0.00	0.0%	0	\$0.00	0	118
Dec-21	6	\$600.13	\$100.02	\$0.00	\$0.00	0.0%	0	\$0.00	0	126
Nov-21	6	\$1,114.54	\$185.76	\$0.00	\$93.07	8.4%	0	\$0.00	1	130
Previous	654	\$122,938.95	\$187.98	\$0.00	\$16,738.58	13.6%	11	\$7,137.87	106	369
<b>Total</b>	<b>786</b>	<b>\$144,617.95</b>	<b>\$183.99</b>	<b>\$0.00</b>	<b>\$17,940.43</b>	<b>12.4%</b>	<b>11</b>	<b>\$7,137.87</b>	<b>113</b>	<b>329</b>



# \*Monthly Permits Totals only - Prev Month

Run Date: 10/01/2023 8:00 AM

Amount Charged	Amount Paid	Case Type	Contractor	Reference No	Address 1	First Name	Last Name
\$50.00		Mechanical Permit	HUGHES APPLIANCE	<a href="#">P004356-092123</a>	403 LINE		MIKAN JOHN R & IVALETA J MIKAN
\$50.00	\$50.00	Electrical Permit	ROACH ELECTRIC	<a href="#">P004312-090523</a>	107 N Johnson	Walker Land Company LLC	
\$30.00		Plumbing Permit	FAITHCO EAST TEXAS	<a href="#">P004352-091223</a>	110 AND 112FRANCE S ST	Jeremy	Benard
\$50.00		Building Permit	HOME OWNER	<a href="#">P004317-090623</a>	1420 N PACIFIC	Sheryl	Hodgson
\$50.00		Building Permit	HOME OWNER	<a href="#">P004357-092623</a>	108 ENGLISH		CASTORENA LEONARDO & FLOR CASTORENA
\$60.32		Plumbing Permit	MINK PLUMBING	<a href="#">P004348-090723</a>	146 Blue Bird Ln	Conway Homes Group	
\$60.20		Plumbing Permit	MINK PLUMBING	<a href="#">P004320-090623</a>	118 Blue Bird Ln	Conway Homes Group	
\$60.32		Plumbing Permit	MINK PLUMBING	<a href="#">P004324-090623</a>	122 Blue Bird Ln	Conway Homes Group	
\$60.20		Plumbing Permit	MINK PLUMBING	<a href="#">P004328-090623</a>	126 Blue Bird	Conway Homes Group	
\$60.32		Plumbing Permit	MINK PLUMBING	<a href="#">P004332-090623</a>	130 Blue Bird Ln	Conway Homes Group	
\$60.20		Plumbing Permit	MINK PLUMBING	<a href="#">P004336-090623</a>	134 Blue Bird Ln	Conway Homes Group	
\$60.32		Plumbing Permit	MINK PLUMBING	<a href="#">P004340-090723</a>	138 Blue Bird Ln	Conway Homes Group	
\$60.20		Plumbing Permit	MINK PLUMBING	<a href="#">P004344-090723</a>	142 Blue Bird Ln	Conway Homes Group	
\$297.68		Plumbing Permit	MINK PLUMBING	<a href="#">P004354-091323</a>	Park Central North	PWKW Management LLC	
\$50.00		Roofing Permit	ASAP ROOFING	<a href="#">P004359-092723</a>	200 FRANCES	Joseph	Schoof
\$5,910.75	\$5,910.75	Building Permit	Gladstone Investment Group	<a href="#">P004311-090123</a>	Park Central North	PWKW Management LLC	
\$50.00		Roofing Permit	Ryno Roofing	<a href="#">P004360-092723</a>	501 JOHNSON	Sue	Jones
\$355.60		Building Permit	Park Central Homes	<a href="#">P004319-090623</a>	118 Blue Bird Ln	Conway Homes Group	
\$404.00		Building Permit	Park Central Homes	<a href="#">P004323-090623</a>	122 Blue Bird Ln	Conway Homes Group	
\$355.60		Building Permit	Park Central Homes	<a href="#">P004327-090623</a>	126 Blue Bird	Conway Homes Group	
\$404.00		Building Permit	Park Central Homes	<a href="#">P004331-090623</a>	130 Blue Bird Ln	Conway Homes Group	
\$355.60		Building Permit	Park Central Homes	<a href="#">P004335-090623</a>	134 Blue Bird	Conway Homes Group	
\$404.00		Building Permit	Park Central Homes	<a href="#">P004339-090723</a>	138 Blue Bird Ln	Conway Homes Group	
\$355.60		Building Permit	Park Central Homes	<a href="#">P004343-090723</a>	142 Blue Bird Ln	Conway Homes Group	
\$404.00		Building Permit	Park Central Homes	<a href="#">P004347-090723</a>	146 Blue Bird Ln	Conway Homes Group	
\$139.76		Mechanical Permit	East Texas Refrigeration	<a href="#">P004350-090723</a>	146 Blue Bird Ln	Conway Homes Group	

Amount Charged	Amount Paid	Case Type	Contractor	Reference No	Address 1	First Name	Last Name
\$125.00		Mechanical Permit	East Texas Refrigeration	<a href="#">P004346-090723</a>	142 Blue Bird Ln	Conway Homes Group	
\$139.76		Mechanical Permit	East Texas Refrigeration	<a href="#">P004342-090723</a>	138 Blue Bird Ln	Conway Homes Group	
\$125.00		Mechanical Permit	East Texas Refrigeration	<a href="#">P004338-090623</a>	134 Blue Bird Ln	Conway Homes Group	
\$139.76		Mechanical Permit	East Texas Refrigeration	<a href="#">P004334-090623</a>	130 Blue Bird Ln	Conway Homes Group	
\$125.00		Mechanical Permit	East Texas Refrigeration	<a href="#">P004330-090623</a>	126 Blue Bird Ln	Conway Homes Group	
\$139.76		Mechanical Permit	East Texas Refrigeration	<a href="#">P004326-090623</a>	122 Blue Bird Ln	Conway Homes Group	
\$125.00		Mechanical Permit	East Texas Refrigeration	<a href="#">P004322-090623</a>	118 Blue Bird Ln	Conway Homes Group	
\$156.68		Electrical Permit	Circle S Electric	<a href="#">P004345-090723</a>	142 Blue Bird Ln	Conway Homes Group	
\$171.20		Electrical Permit	Circle S Electric	<a href="#">P004349-090723</a>	146 Blue Bird Ln	Conway Homes Group	
\$171.20		Electrical Permit	Circle S Electric	<a href="#">P004325-090623</a>	122 Blue Bird Ln	Conway Homes Group	
\$156.68		Electrical Permit	Circle S Electric	<a href="#">P004321-090623</a>	118 Blue Bird Ln	Conway Homes Group	
\$171.20		Electrical Permit	Circle S Electric	<a href="#">P004341-090723</a>	138 Blue Bird Ln	Conway Homes Group	
\$156.68		Electrical Permit	Circle S Electric	<a href="#">P004337-090623</a>	134 Blue Bird Ln	Conway Homes Group	
\$171.20		Electrical Permit	Circle S Electric	<a href="#">P004333-090623</a>	130 Blue Bird Ln	Conway Homes Group	
\$156.68		Electrical Permit	Circle S Electric	<a href="#">P004329-090623</a>	126 Blue Bird Ln	Conway Homes Group	
\$50.00		Electrical Permit	Classic Electric Services	<a href="#">P004362-092823</a>	242 SUE LN		DAWSON BARBARA
\$50.00		Electrical Permit	Enertex Generators LLC	<a href="#">P004318-090623</a>	Lot 33 Brenlind	Everett	Brown
\$50.00	\$50.00	Irrigation Permit	LPT Guerrero Construction	<a href="#">P004313-090623</a>	1753 Old Tyler Hwy	CMPW Properties LLC	
\$50.00	\$50.00	Irrigation Permit	LPT Guerrero Construction	<a href="#">P004314-090623</a>	1749 Old Tyler Hwy	CMPW Properties LLC	
\$50.00	\$50.00	Irrigation Permit	LPT Guerrero Construction	<a href="#">P004315-090623</a>	1745 Old Tyler Hwy	Conway Homes Group	
\$50.00	\$50.00	Irrigation Permit	LPT Guerrero Construction	<a href="#">P004316-090623</a>	1741 Old Tyler Hwy	Conway Homes Group	
\$50.00	\$50.00	Plumbing Permit	BH Plumbing	<a href="#">P004351-091223</a>	107 N Johnson	Walker Land Company LLC	
\$30.00		Plumbing Permit	Super Plumbers	<a href="#">P004353-091323</a>	125 MEADOWBROOK	Lisa	Smith
\$50.00		Building Permit	CLM Custom Homes & Construction	<a href="#">P004355-091923</a>	225 COUNTRY CLUB DR		MINEOLA COUNTRY CLUB
\$50.00		Plumbing Permit	Alvarado Plumbing	<a href="#">P004358-092623</a>	903 MIMOSA	KUYA Capitol LLC	
<b>12909.47</b>	<b>6210.75</b>			<b>51</b>			



# Marketing Department Report for City Council

October 2023

By Owen Tiner

**Facebook Statistics:** Statistics for the month of showed high engagement with the posts about the MG car show, our recognition for being a scenic city, Halloween mini train runs, and the Car Show put on by ABC. Trunk or treat as well. Farmers Market posts are always a hit but the season is winding down some. The weather is helping people get out more so anything pertaining to escaping the indoors is good. What a difference just a couple of weeks makes!. The Nature Preserve page continues to be popular with the 5k run at the first of the month and the open mic event that is starting up. Statistics still show that a large number of citizens get information from our Facebook pages but our app is also gaining downloads and I am getting feedback concerning street repairs and some pictures.

**Twitter:** Gaining followers and post engagements. @txmineola.

## Marketing Opportunities:

- Wood County Now - We are continuing our partnership with Wood County Now. It has proven to be most beneficial especially on the social media side of things.
- Updating continues on the Mineola, TX app. I'm creating content, and keeping it up to date all the time.
- Mineola is now a Certified Scenic Texas City. We went to TML and received the award on October 5<sup>th</sup>. We are the only city in East Texas except Nacogdoches that has this and it is difficult to do so considering that we are a general law city.
- Produced ads for USA Today's Texas and Southwest Travel guide, County Line, Lake Fork Fishing Map, and Piney Woods Life.
- I attended the TEDC conference and learned much more about attracting retail, and the importance of events like the Sabine Stomp in bringing more business and tax revenue to the city.
- The Parks and Open Spaces Board has started the "Off the Rails" open mic at the Farmers Market Pavilion on Saturdays from 2-5. It's designed to get people in downtown to stay a little longer and others to come to downtown as well to experience entertainment.
- Work has begun on getting funds and location (at the civic center) for the community dog park that was put on hold during the pandemic.
- Museum numbers are up from last month.

## Ongoing:

- Updating of City website continues as needed. Removing outdated info, refreshing pages and using time to study and proof all pages for errors and inaccuracies in general. New tax rates are up. Publishing required state and local mandated information when directed. Assisting staff when and where needed with projects and programs and updating the calendar
- Sesquicentennial Gala planning is underway – Gala on December 9
- City calendar on the website is filling up with all events for the end of the Year. November is a little lighter with events but December will be full. Refer people there or to the app with questions about activities and events.

**Meetings Attended:**

Marketing Board October 4

TML-Scenic Texas recognition October 5

TEDC-October 10-13

Kiwanis – October 17

Wood County Health Board – October 18

Clover Board of Directors – October 20

Clover informational luncheon – October 25

City Council – October 23

Sesquicentennial Planning – October 24

Sorted by Work Order Code

WO Code	Description	Completed	Outstanding	New
CFL	Check for Leak	12	0	1
COR	Change Out Register	59	3	0
FR	Final Read	30	0	1
LK	TURN WATER OFF FOR LEAK/REPAIR	2	0	0
LL	Locate Lines	3	1	1
LM	Lock Meter	10	1	0
MI	Miscellaneous	22	8	7
PD	Paid Turn Water Back On	12	0	0
PM	Pull Meter	1	0	0
PML	Pull Meter Log	1	0	0
RR	Re-Read	115	0	0
SB	Sewer Back Up	8	1	0
SM	Set Meter	2	1	0
SPR	Sprinkler turn off	2	0	0
SR	Start Read	32	0	1
STR	Street Repairs Requested	1	2	1
TWO	Repairs Complete Turn Water On	3	0	0

Report Total: 315 17 12

Active water accounts: 2,586

Total meters read: 2,859

Note: Totals reflect only accounts billed.							
Serv Code	Description	Charge Billed	Active Accounts Billed	Finald Accounts Billed	Consumption Billed	Sales Tax Amount	Demand Charge
DCM	Comm Compactor	1,663.73	2	0	0	137.26	
DM2	2 Yrd Comm Dump	1,931.60	25	0	0	147.38	
DM3	3 Yrd Comm Dump	1,325.80	13	0	0	109.42	
DM4	4 Yrd Comm Dump	3,809.61	24	1	0	241.02	
DM6	6 Yrd Comm Dump	4,943.77	25	1	0	350.98	
DM8	8 Yrd Comm Dump	13,945.73	42	0	0	1,072.08	
DML	Comm Dump Lock	125.00	24	0	0	8.62	
DMS	Dump Stone Bria	289.45	7	0	0	23.87	
DMX	Comm Dump Extra	922.95	14	1	0	76.13	
DSC	Disconnect Fee	600.00	0	24	0		
RF	Garbage	41,480.66	2320	25	0	3,359.07	
SW	Sewer	92,028.39	2541	28	19,644,200		
TRF	Transfer Fee	50.00	1	0	0		
TX	Tax	5,525.83	2113	18	0		
WT	Water	211,426.59	2586	28	20,519,000		
Grand Totals ==>		380,069.11			40,163,200	5,525.83	
***End of Report***							

MINEOLA WATER UTILITIES  
MONTHLY ACTIVITY REPORT

Month of:     **September 2023**

<b>WATER:</b>	
Bacteriological Analysis	06
Pump Station Inspections	120 Hrs.
Customer Water Connections	32
Customer Water Disconnections	30
Turn water off for leak	02
Reread	115
Water Leaks Reported	12
Paid turn water back on	12
Locate Water Lines for Others	03
O&M Water Production & Distribution System (hours)	480 hrs.
Miscellaneous	22
Pulled Meter Logs	01
Number of Water Meters Read	2,859
Number of Active Accounts (29 city acct.)	2,586
Disconnects for Non-Payment	41
Change Meter register (Dead Batteries).	59
Set Meter	02
Repairs complete turn water on	03
Lock Meters	10
Leak at Meter	02
<b>Check for stopped Meter</b>	<b>00</b>
<b>PRODUCTION &amp; TREATMENT:</b>	
Water Produced in Million Gallons	18.722 M.G.
Average Usage per Day	0.624 M.G.
Highest Usage per Day	0.862 M.G.
Pounds of Disinfectant Used	692 lbs.
Average Pounds of Disinfectant Used per Day	23.0 lbs.
Pounds of Sequestering Agent Used	144.00 lbs.
Average Pounds of Sequestering agent used per Day	4.8 lbs.

MINEOLA WATER UTILITIES  
MONTHLY ACTIVITY REPORT

<b>WASTEWATER:</b>	
Sewer Stoppages Reported	08
Lift Station Inspections Performed	120 Hrs.
Sewer Taps Installed	0
O&M of Wastewater Collection System (hours)	480 Hrs.
Number of Feet of Sewer Main Cleared	1,200 ft.
<b>UTILITY MAINTENANCE:</b>	
Vehicle Maintenance	Checked Daily
Older trucks check for mechanical problems and returned to service	
Equipment Maintenance	150 Hrs. EST.

Submitted by: Rolando Ortega