



City of Mineola, Texas
Quarterly Investment Report
Quarter Ending September, 2023

Portfolio	6/30/2023	9/30/2023
	Value	Value
Cash	\$ 2,532,928.28	\$ 2,912,571.90
Investment Pools	\$ 7,238,371.04	\$ 5,268,312.67
Certificates of Deposit	\$ 606,427.40	\$ 612,923.65
Total Investments	\$ 10,377,726.72	\$ 8,793,808.22

Interest Earned YTD	\$ 366,080.21
Interest Earned YTD 2022	\$ 64,418.71
Weighted Average Yield	4.14%
Weighted Average Maturity	10.41

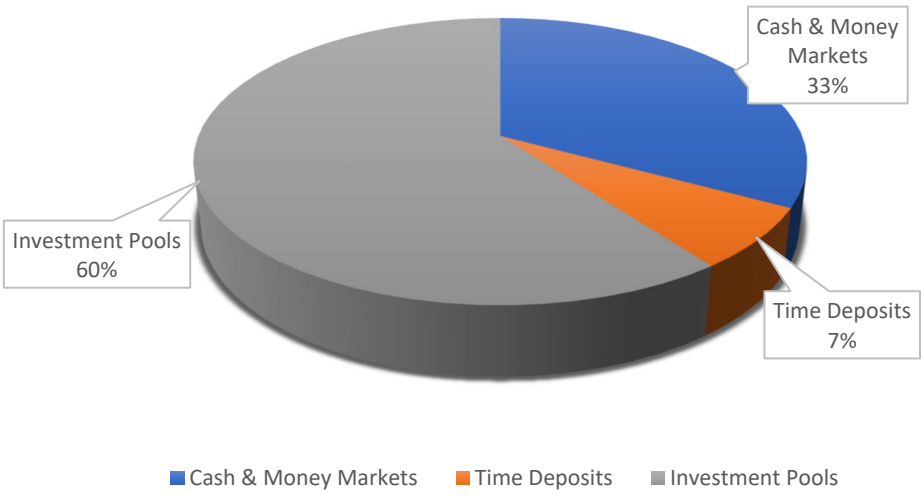
The above investment was made in accordance with the City of Mineola Investment Policy.

	<u>10/20/2023</u>
Cindy Karch Finance Director	Date
	<u>10/20/2023</u>
Mercy Rushing City Manager	Date

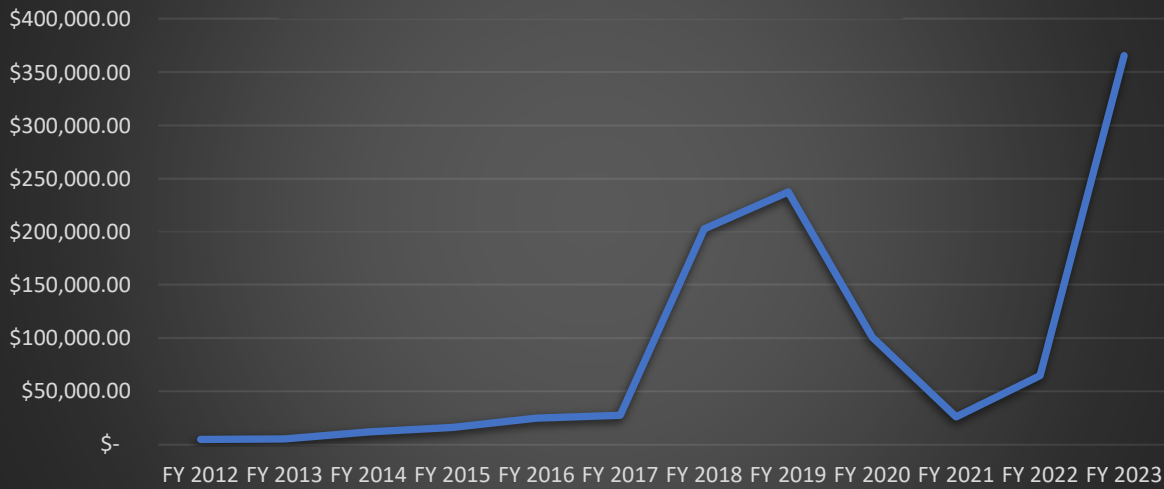
City of Mineola, Texas
Cash and Investment Summary
For Quarter Ending September 30, 2023

Description	Investment	Avg Yield	Purchase Date	Maturity Date	Days to Maturity	Value 6/30/2023	Deposits/Purchases	Withdrawals/Maturities	Interest this Quarter	Value 09/30/23	% of Total Portfolio
Consolidated Funds											
Certificate of Deposit	City National Bank	4.32%	3/22/2023	3/22/2024	174	\$ 606,427.40	\$ -	\$ -	\$ 6,496.25	\$ 612,923.65	6%
Consolidated Funds	LOGIC	5.43%	9/30/2023	9/30/2023	0	\$ 1,011,642.02	\$ -	\$ 1,000,000.00	\$ 2,959.25	\$ 14,601.27	10%
Consolidated Funds	TexPool Prime	5.49%	9/30/2023	9/30/2023	0	\$ 5,215,031.10	\$ -	\$ 1,000,000.00	\$ 22,323.39	\$ 4,237,354.49	50%
Mineola EDC	TexPool Prime	5.14%	9/30/2023	9/30/2023	0	\$ 1,011,697.92	\$ -	\$ -	\$ 4,658.99	\$ 1,016,356.91	10%
TOTAL		5.10%				\$ 7,844,798.44	\$ -	\$ 2,000,000.00	\$ 36,437.88	\$ 5,881,236.32	76%
Cash Accounts											
Consolidated Cash	City National Bank	0.45%		9/30/2023	1	\$ 161,038.22	\$ 7,490,180.14	\$ 6,900,847.35	\$ 603.15	\$ 750,974.16	2%
Grant Fund (ARPA)	City National Bank	0.45%		9/30/2023	1	\$ 559,874.89	\$ -	\$ 129,919.80	\$ 508.08	\$ 430,463.17	5%
Grant Fund (TxCDBG)	City National Bank	0.00%		9/30/2023	1	\$ 100.00	\$ 19,350.00	\$ 19,350.00	\$ -	\$ 100.00	0%
Investment Acct	City National Bank	0.45%		9/30/2023	1	\$ 1,207,090.45	\$ 6,184,837.68	\$ 6,109,321.75	\$ 1,939.33	\$ 1,284,545.71	12%
Master Clearing	City National Bank	0.00%		9/30/2023	1	\$ 99,829.44	\$ 6,762,846.12	\$ 6,659,634.17	\$ -	\$ 203,041.39	1%
Mineola EDC	City National Bank	0.30%		9/30/2023	1	\$ 488,744.01	\$ 49,818.78	\$ 311,654.81	\$ 269.78	\$ 227,177.76	5%
Police Drug Seizure Fund	City National Bank	0.45%		9/30/2023	1	\$ 16,251.27	\$ -	\$ -	\$ 18.44	\$ 16,269.71	0%
TOTAL		0.30%				\$ 2,532,928.28	\$ 20,507,032.72	\$ 20,130,727.88	\$ 3,338.78	\$ 2,912,571.90	24%
Total Cash and Investments		1.73%				\$ 10,377,726.72	\$ 20,507,032.72	\$ 22,130,727.88	\$ 39,776.66	\$ 8,793,808.22	100%

Investment Summary



Total Interest Earned Per FY



Total Portfolio Balance Per Quarter

